



Ending Unsheltered Homelessness in PD16



Rappahannock United Way



Recovery in Motion

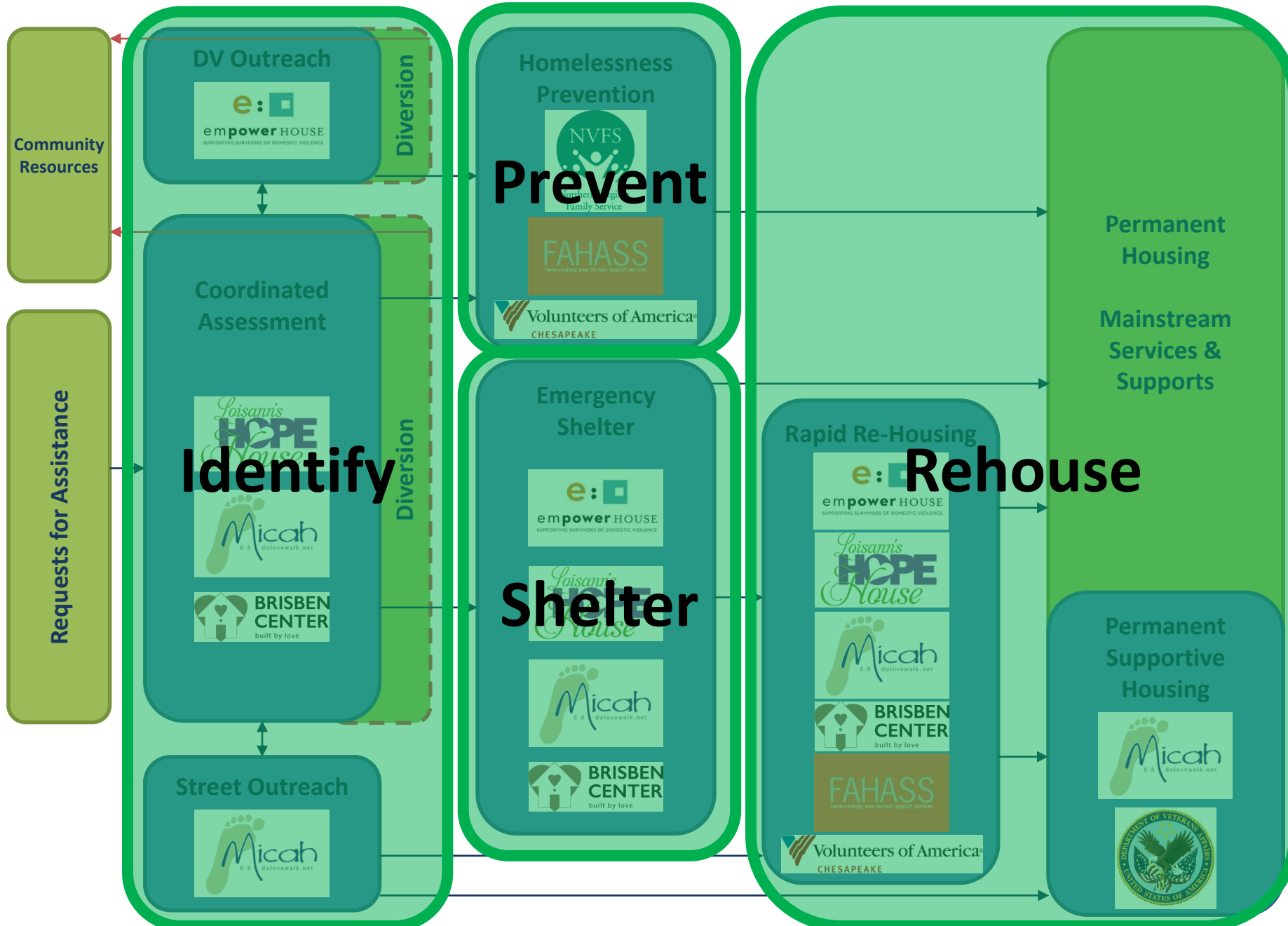




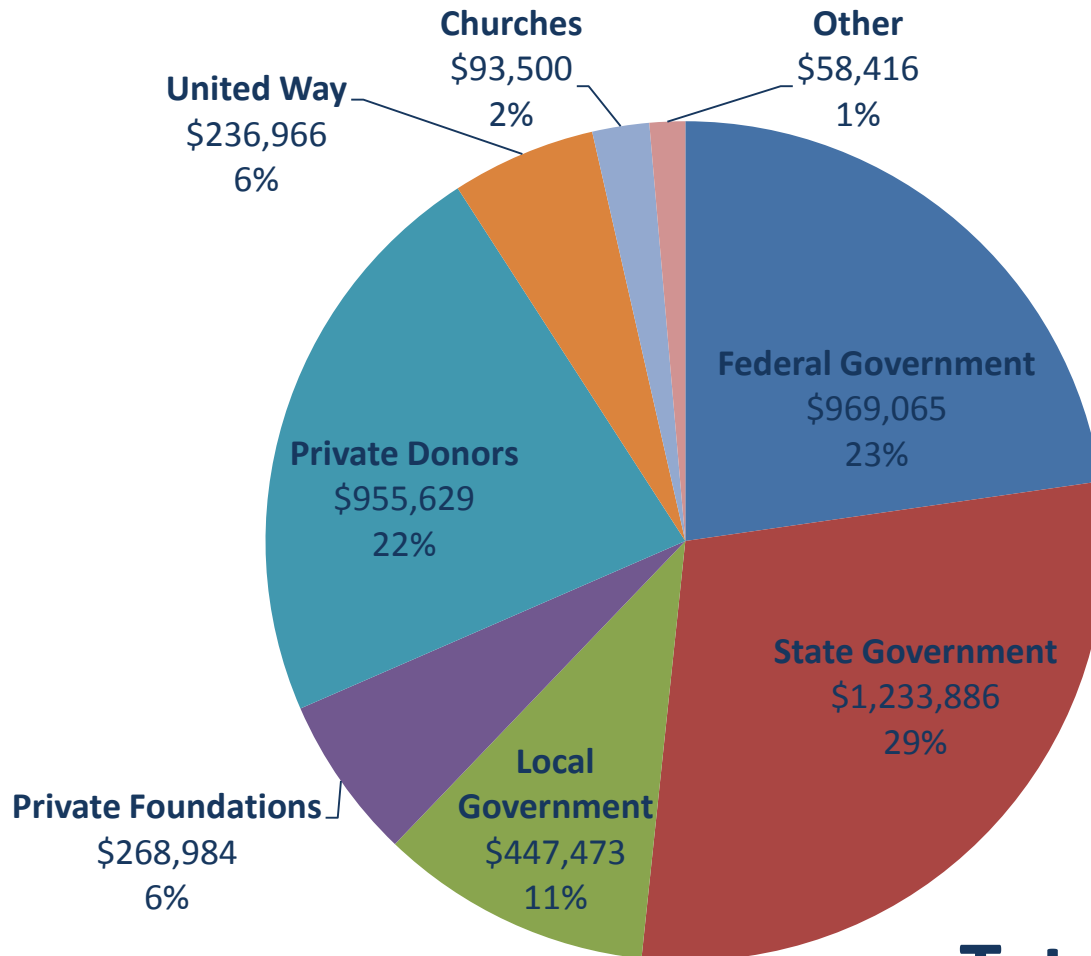
Goal: End Homelessness

- **Identify:** Identifying all persons experiencing homelessness
- **Shelter:** Providing immediate access to shelter
- **Rehouse:** Ensuring the opportunity to move back into permanent housing within 30 days
- **Prevent:** Preventing new episodes of homelessness whenever possible

Homelessness Response System

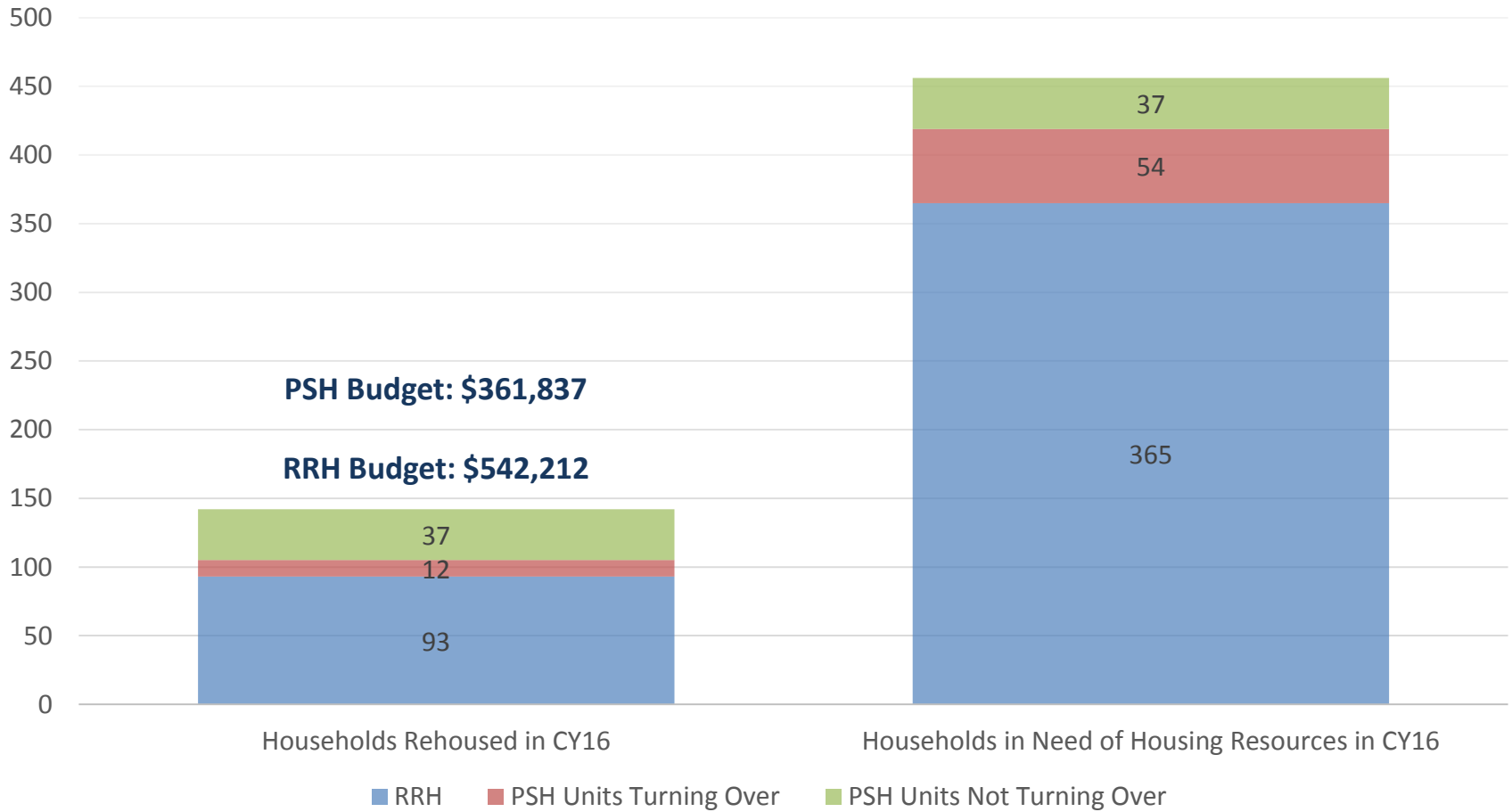


Homelessness Response System Annual Funding

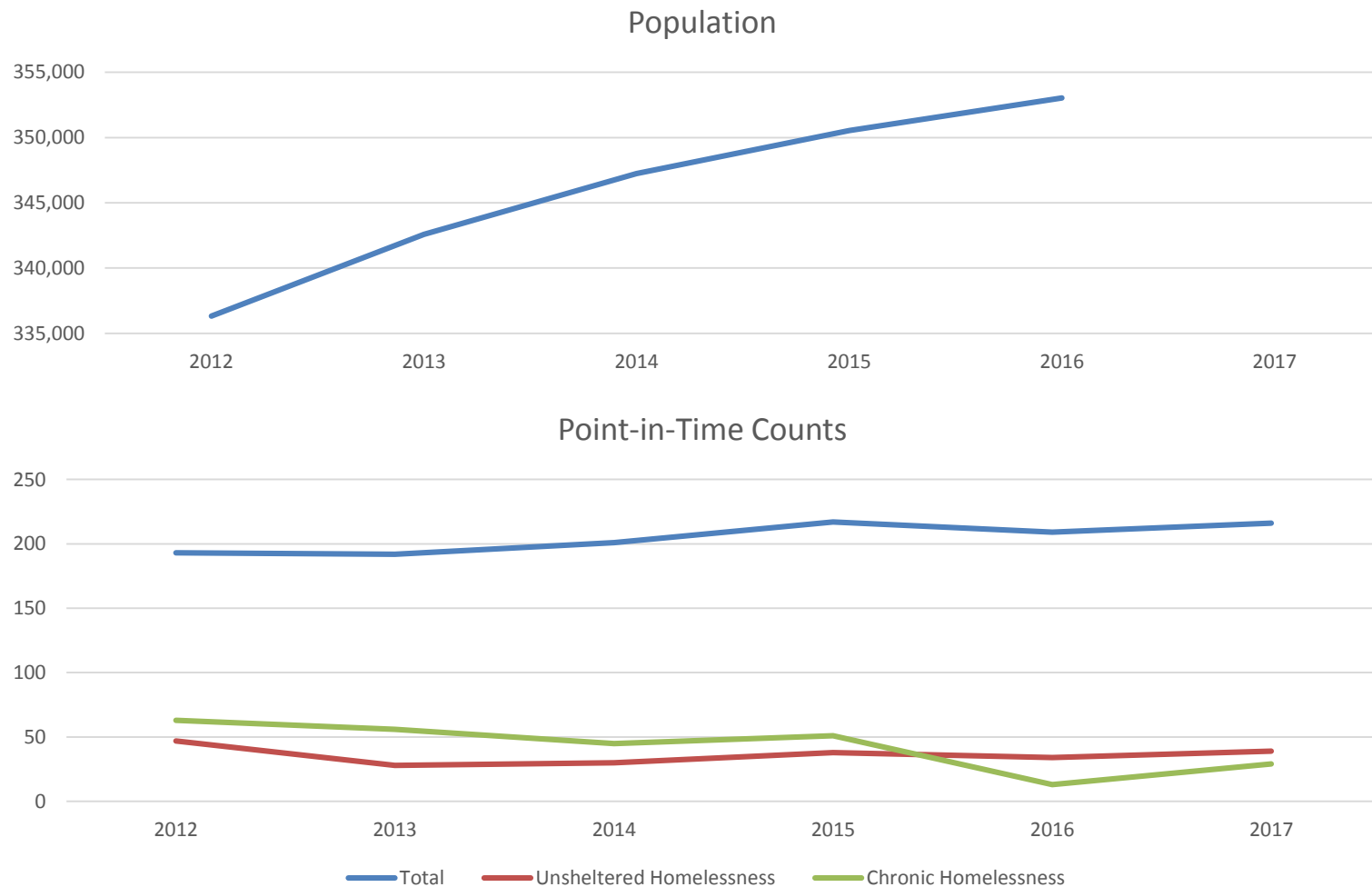


Total: \$4,263,919

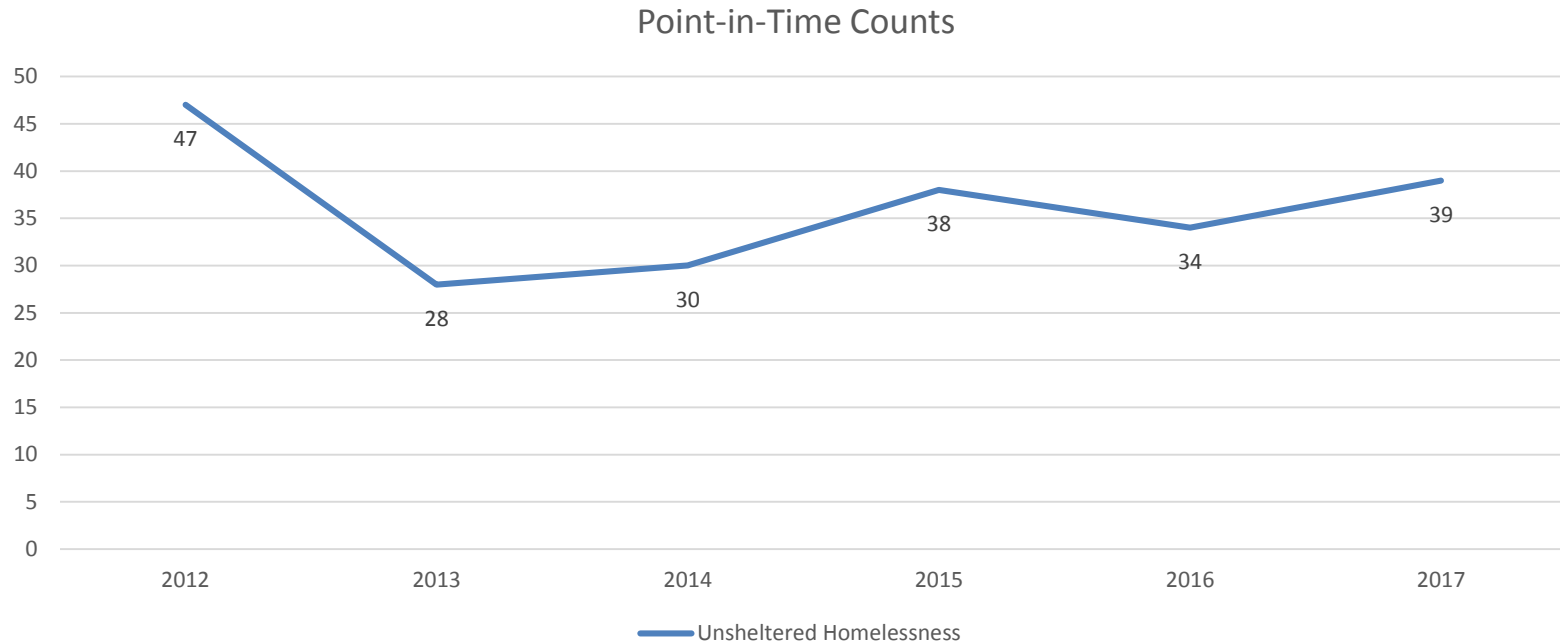
CY16 Housing Capacity vs Need



Population vs PIT Counts



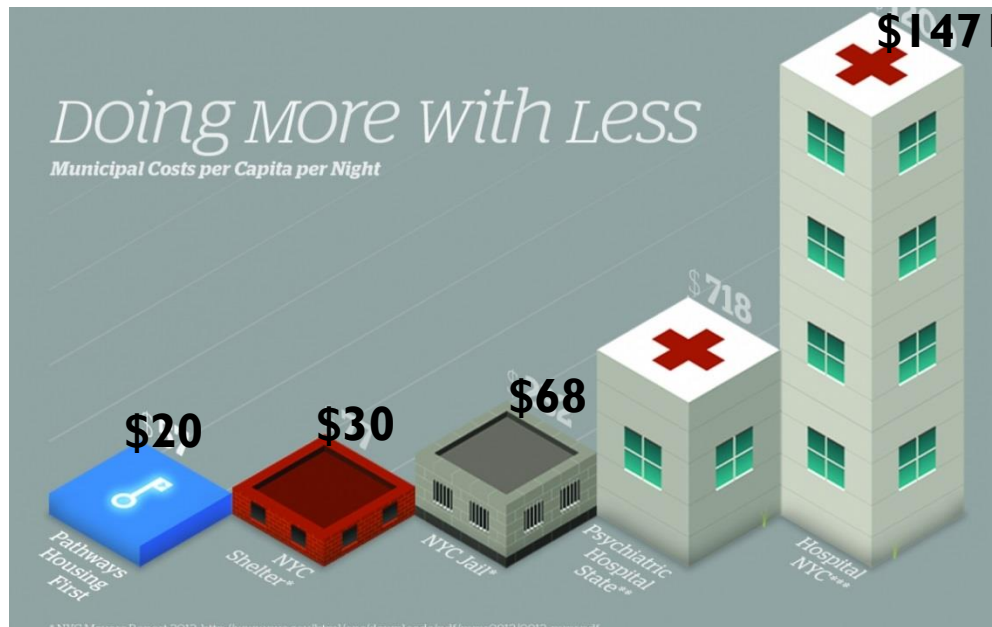
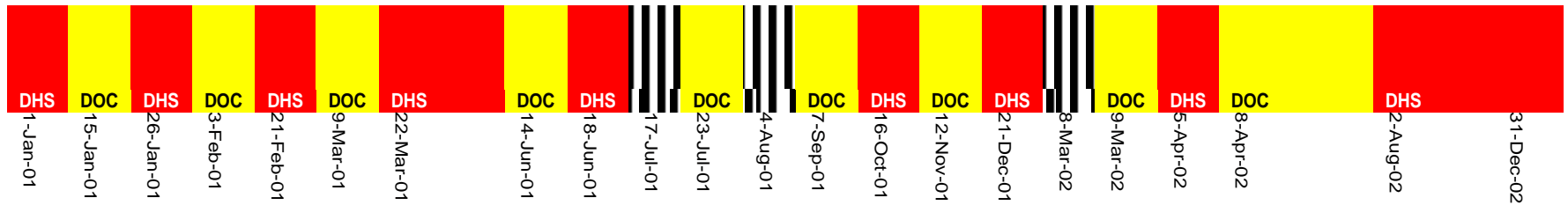
Unsheltered Population



- Current Counts
 - On Any Given Day: 39 Persons
 - Over Six Months: 56 Persons

FUSE: Frequent Users Systems Engagement

Frequent User Case Study



- DHS - Shelter
- DOC - Jail
- Neither System



The Solution:

Additional Funding for Housing

- **Housing Location:** help finding a place to live
- **Housing Subsidy:** help with security deposit/rent
 - Short-term (RRH) or
 - Long-term (PSH)
- **Case Management:** help maintaining housing stability

Success Rate: 81% of persons rehoused through RRH or PSH do not return to homelessness within 2 years

Year 1: Initial Infusion of Resources to Rehouse 73 Unsheltered Persons

Housing Location \$45,000 x 0.6 Housing Locator	\$27,000
Short-Term Housing Subsidy (RRH) \$2,500 x 47 People	\$117,500
Long-Term Housing Subsidy (PSH) \$600/month x 12 months x 26 People	\$187,200 (annually)
Case Management \$45,000 x 3.4 Case Managers	\$153,000 (\$78,000 annually)
Total	\$484,700

Year 2: Ongoing Resources to Rehouse 34 Unsheltered Persons & Maintain 26 PSH Units

Housing Location \$45,000 x 0.3 Housing Locator	\$13,500
Short-Term Housing Subsidy (RRH) \$2,500 x 34 People	\$85,000
Long-Term Housing Subsidy (PSH) \$600/month x 12 months x 26 People	\$187,200 (annually)
Case Management \$45,000 x 2.9 Case Managers	\$130,500 (\$78,000 annually)
Total	\$416,200



Our Proposal

- **Part 1: Community Challenge**
 - **What:** House as many unsheltered persons as possible
 - **When:** First 100 Days of FY19
- **Part 2: Ongoing Initiative**
 - **What:** Obtain & sustain functional end to unsheltered homelessness
 - **When:** FY19, FY20, and beyond



Our Proposal

- **Services** by organization(s) identified through RFP process
- **Project Management** by GWRC
 - Fiscal Agent
 - Project Oversight
- **Financial Support** by Local Governments

Our Proposal

FY19 Funding

Caroline	6.5%	\$31,687
Fredericksburg	29.1%	\$140,833
King George	4.4%	\$21,125
Spotsylvania	33.4%	\$161,958
Stafford	26.6%	\$129,097
Total	100%	\$484,700

FY20 Funding

Caroline	6.5%	\$27,209
Fredericksburg	29.1%	\$120,930
King George	4.4%	\$18,139
Spotsylvania	33.4%	\$139,069
Stafford	26.6%	\$110,852
Total	100%	\$416,199

*proportions based on zip code of last permanent address of
literally homeless households served in FY17



Thank You!